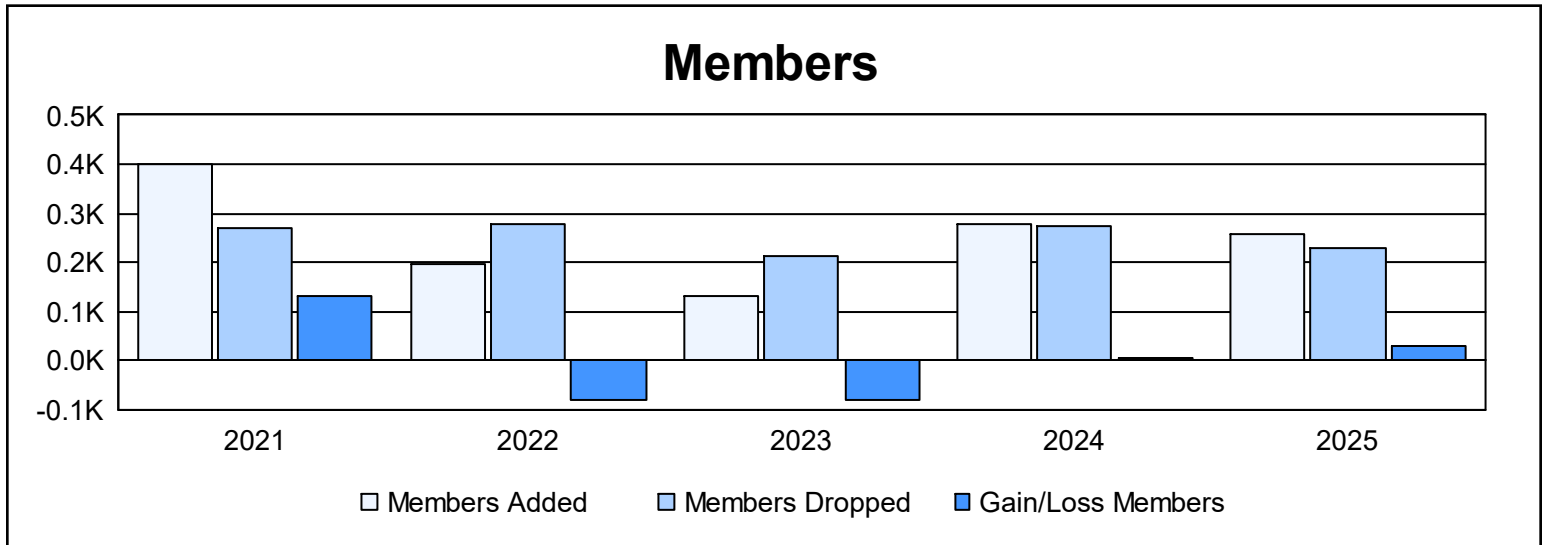
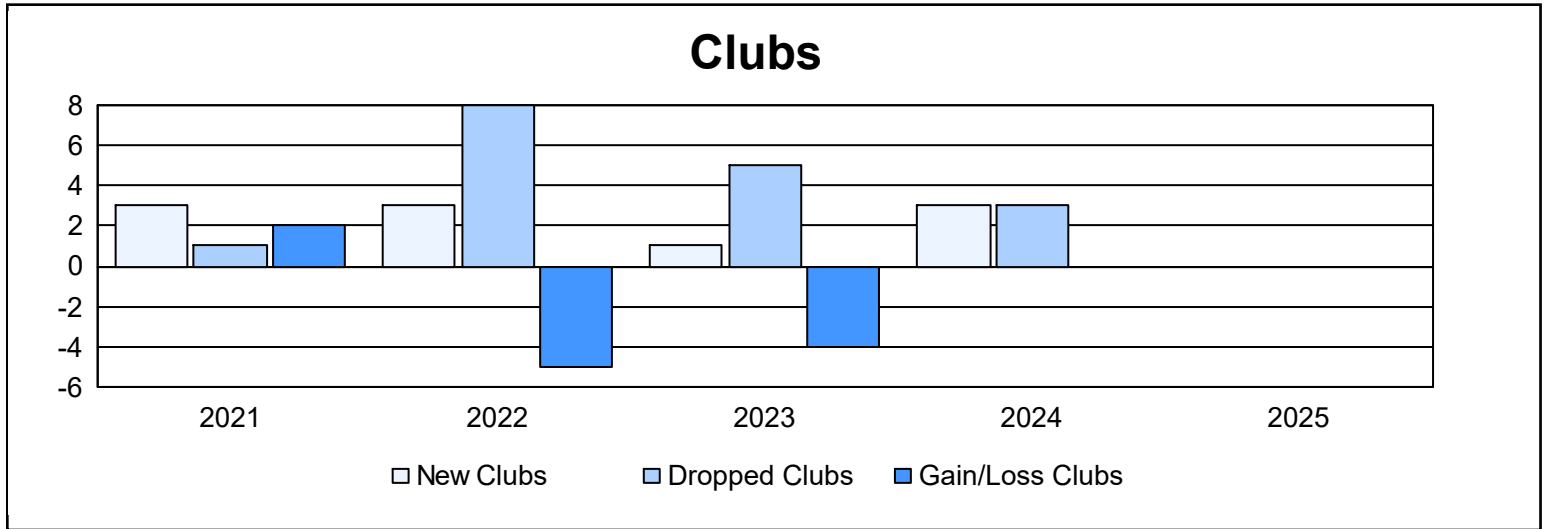
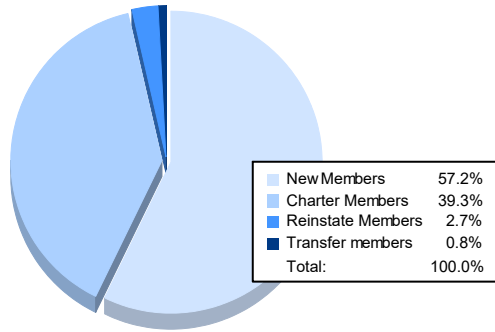


| Year | New Clubs | Dropped Clubs | Gain/ Loss Clubs | New Members | Charter Members | Reinstate Members | Transfer Members | Total Member Added | Total Members Dropped | Gain/ Loss Members |
|----------------|-----------|---------------|------------------|-------------|-----------------|-------------------|------------------|--------------------|-----------------------|--------------------|
| 2020-2021 | 3 | 1 | 2 | 191 | 155 | 52 | 3 | 401 | 269 | 132 |
| 2021-2022 | 3 | 8 | -5 | 119 | 70 | 2 | 6 | 197 | 277 | -80 |
| 2022-2023 | 1 | 5 | -4 | 105 | 22 | 4 | 1 | 132 | 212 | -80 |
| 2023-2024 | 3 | 3 | 0 | 176 | 69 | 29 | 3 | 277 | 273 | 4 |
| 2024-2025 | | | | 147 | 101 | 7 | 2 | 257 | 228 | 29 |
| Average | 3 | 4 | -2 | 148 | 83 | 19 | 3 | 253 | 252 | 1 |



Membership Composition June 2025 Cumulative



Gender Composition June 2025 Cumulative

